

The background of the slide features a collection of physical cryptocurrency coins, including gold and silver Bitcoin and Ethereum tokens, scattered over a digital trading interface. The interface displays candlestick charts for various crypto pairs, such as ETHUSD and XRPUSD, with price levels and time intervals (1m, 30m, 1h) visible. A semi-transparent white box is overlaid on the center of the image, containing the main title text.

Industry Update
Crypto & Venture Capital
Q3 2024

Stats at a Glance

Q3 2024

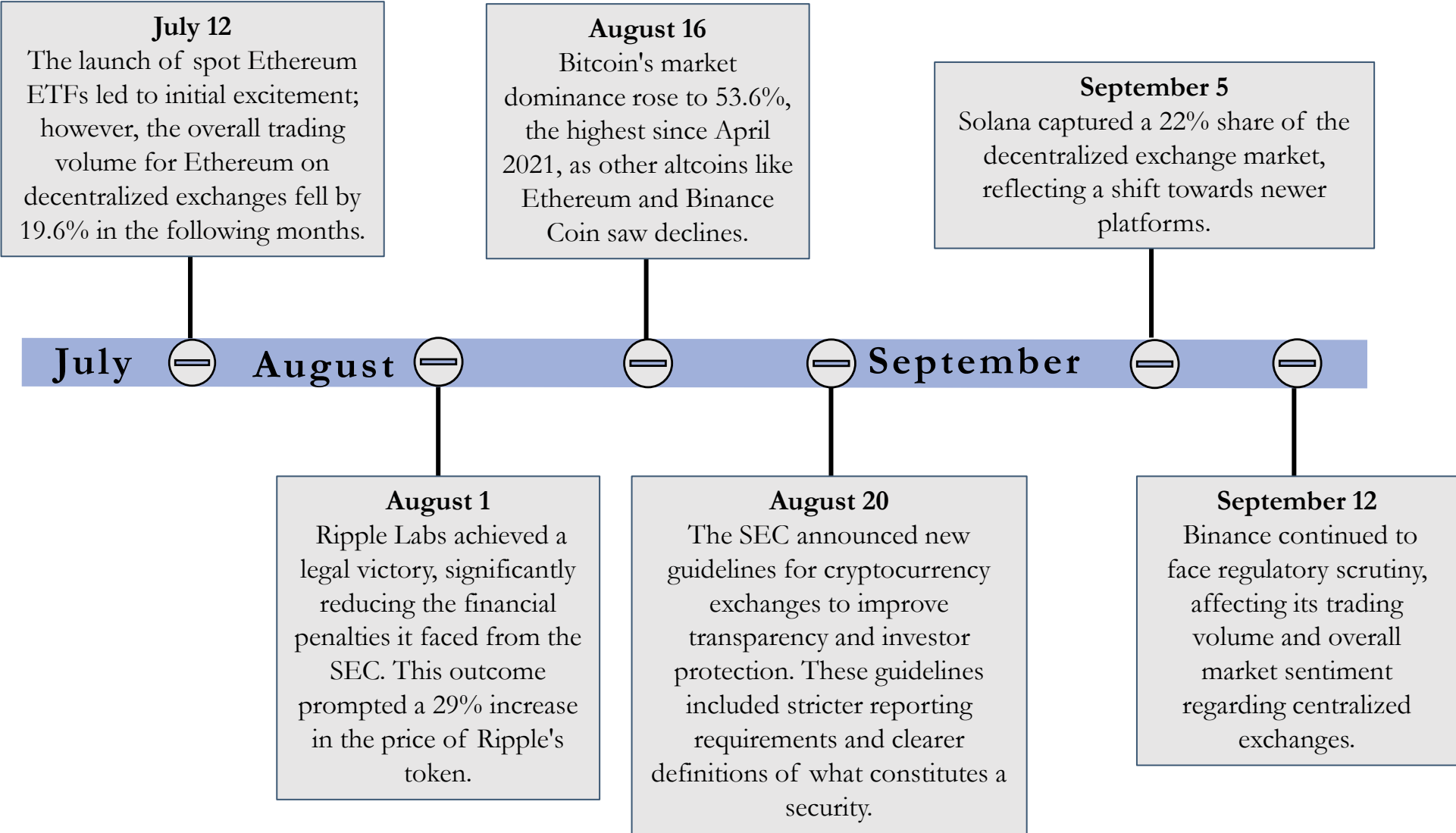
Cryptocurrency	
Total Cryptocurrency Market	Total Altcoin Market
<ul style="list-style-type: none">Market Cap: \$2.33 trillionQoQ growth: 1.8%Daily Trading Volume: \$88 billionBitcoin Dominance: 53.6%	<ul style="list-style-type: none">Market Cap: \$1.08 trillionQoQ growth: -0.8%Daily Trading Volume: \$44 billionEthereum Dominance: 24.1%

Venture Capital (All Sectors)	
Deal Count	Deal Value
<ul style="list-style-type: none">Total deals: 6,056QoQ growth: -10.1%YoY growth: -20.2%YTD growth: -16.0%	<ul style="list-style-type: none">Total deal value: \$54.7BQoQ growth: -19.7%YoY growth: -21.3%YTD growth: -11.8%

Sources: Pitchbook.com, Messari.io, Coinmarketcap.com

Crypto Market Timeline

Q3 2024

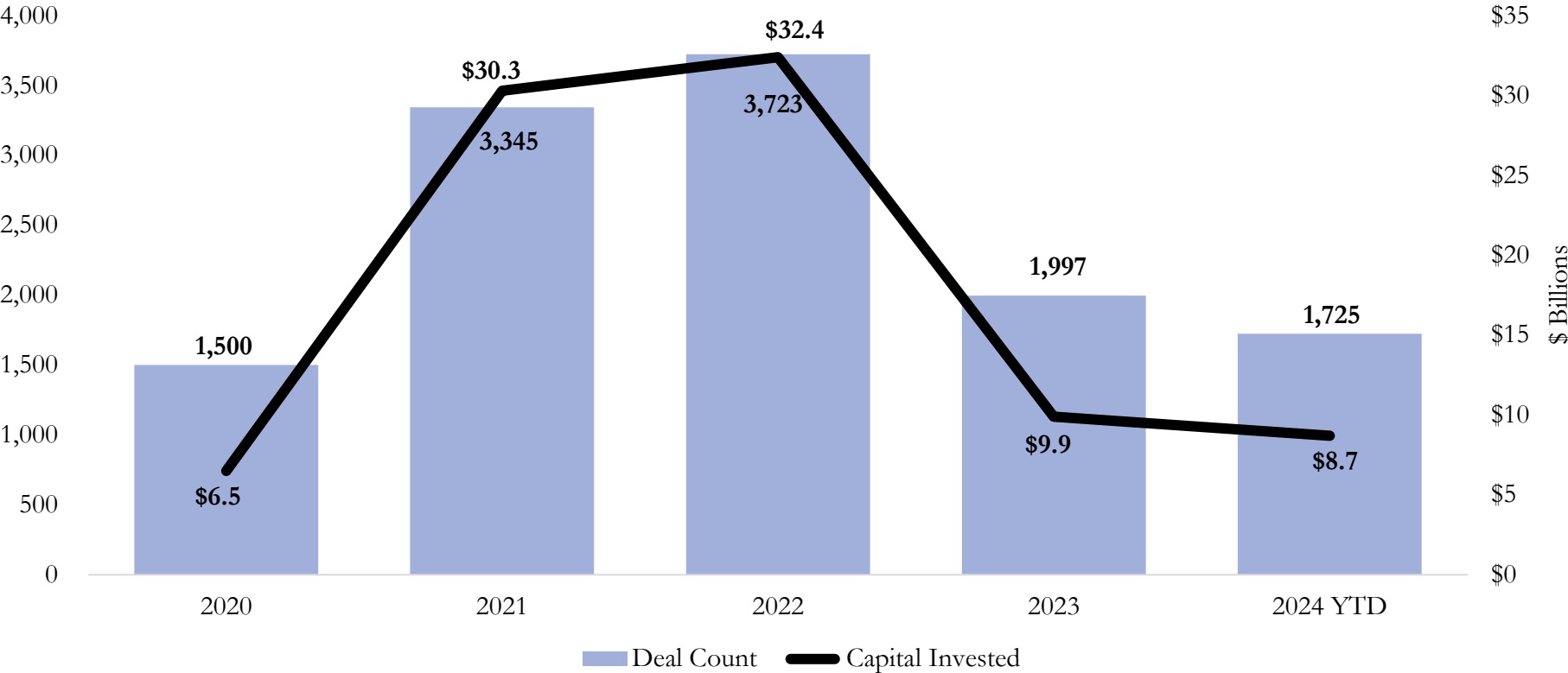


Source: Pitchbook.com, Press Releases

Crypto VC Trends

Capital Invested, Deal Count, Valuations

VC investment in crypto startups was \$2.4 billion (20% decline QoQ) across 478 deals (-17% QoQ) in Q3 2024. The median valuation for crypto deals was \$23.8 million, a slight decline from \$25 million in Q2.



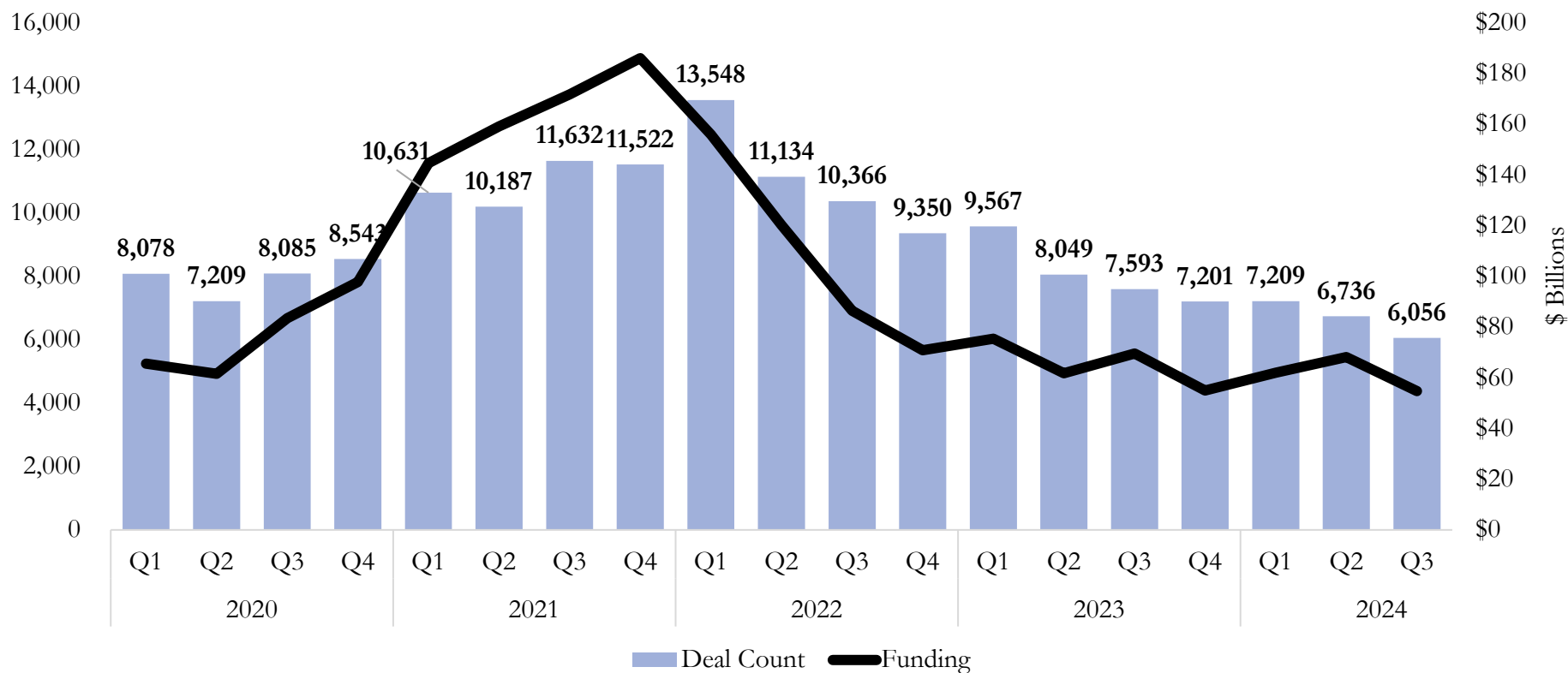
Source: Pitchbook.com

Venture Capital (All Sectors) Trends

Deal Count, Capital Invested, Return of LP Capital

Deal count declined in Q3 2024, but recent interest rate cuts indicate a potential rebound in Q4 activity.

The median deal size for 2024 year-to-date (9/30/2024) is 20% higher than the same period last year. Sectors experiencing positive funding trends include financial services, fintech, healthcare, and life sciences. Nevertheless, the rate of cash flow returning to LPs in VC funds has been slower than any other point since the global financial crisis in 2008.

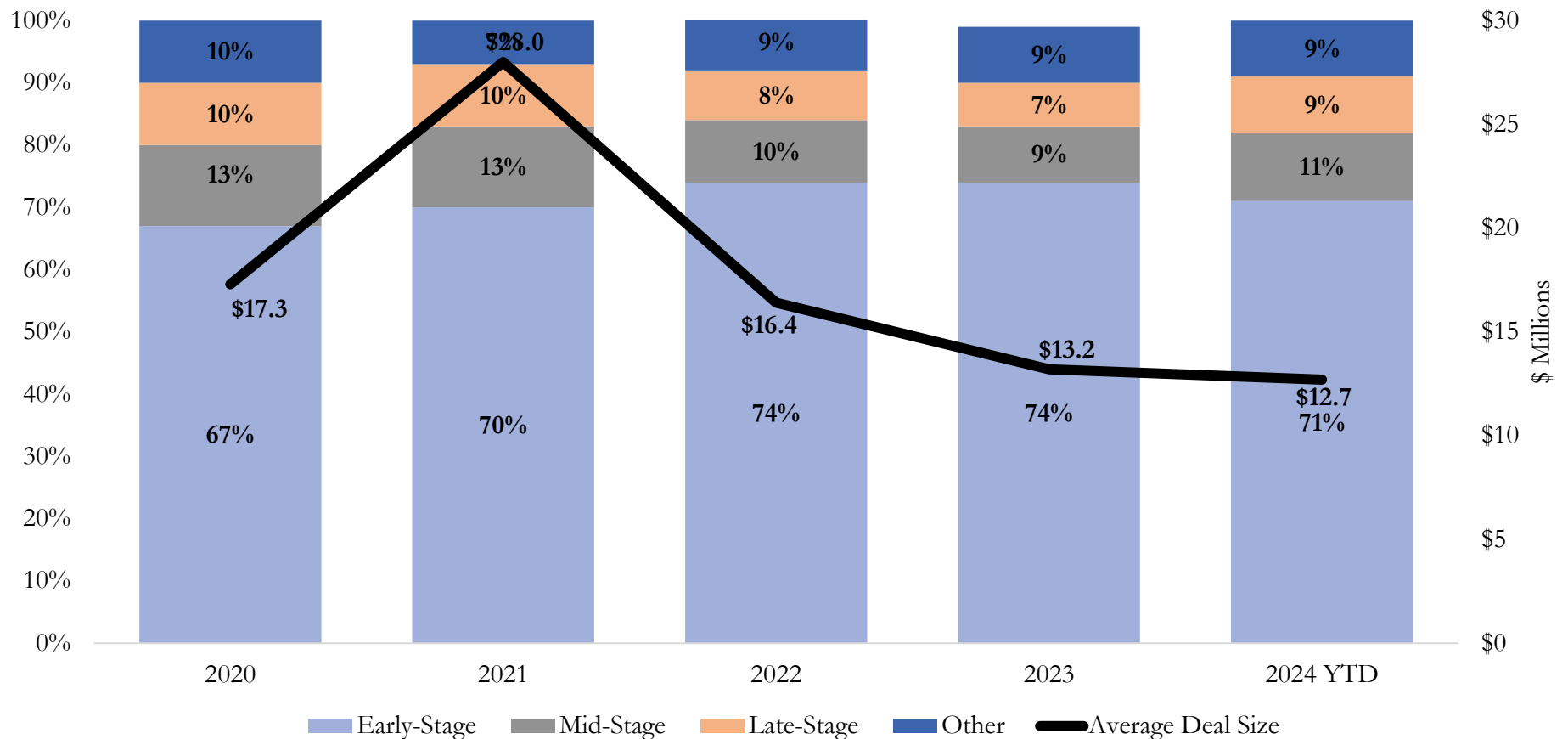


Source: Pitchbook.com

VC Deal Activity by Deal Stage & Deal Size

As of Q3 2024

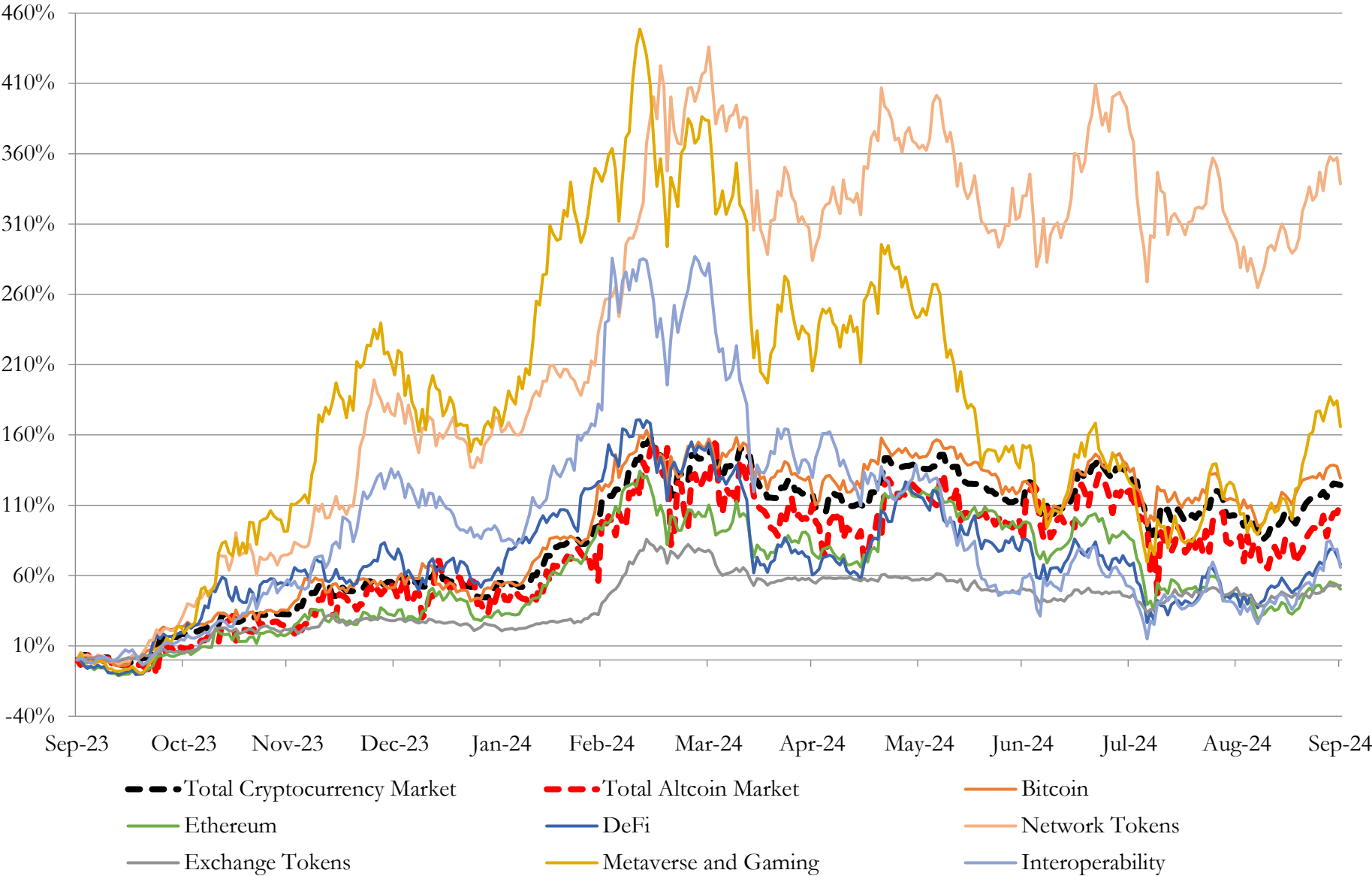
- **Early-Stage:** Valuations remain elevated, yet investor caution is evident in the decline in deal activity compared to previous years.
- **Mid-Stage:** Mid-stage investments are displaying steady performance with gradual growth.
- **Late-Stage:** Dealmaking in this stage has seen the most significant pullback, as companies remain private for extended periods, awaiting more favorable market conditions.



Source: Pitchbook.com

Change in Market Capitalization by Cryptoasset Sector

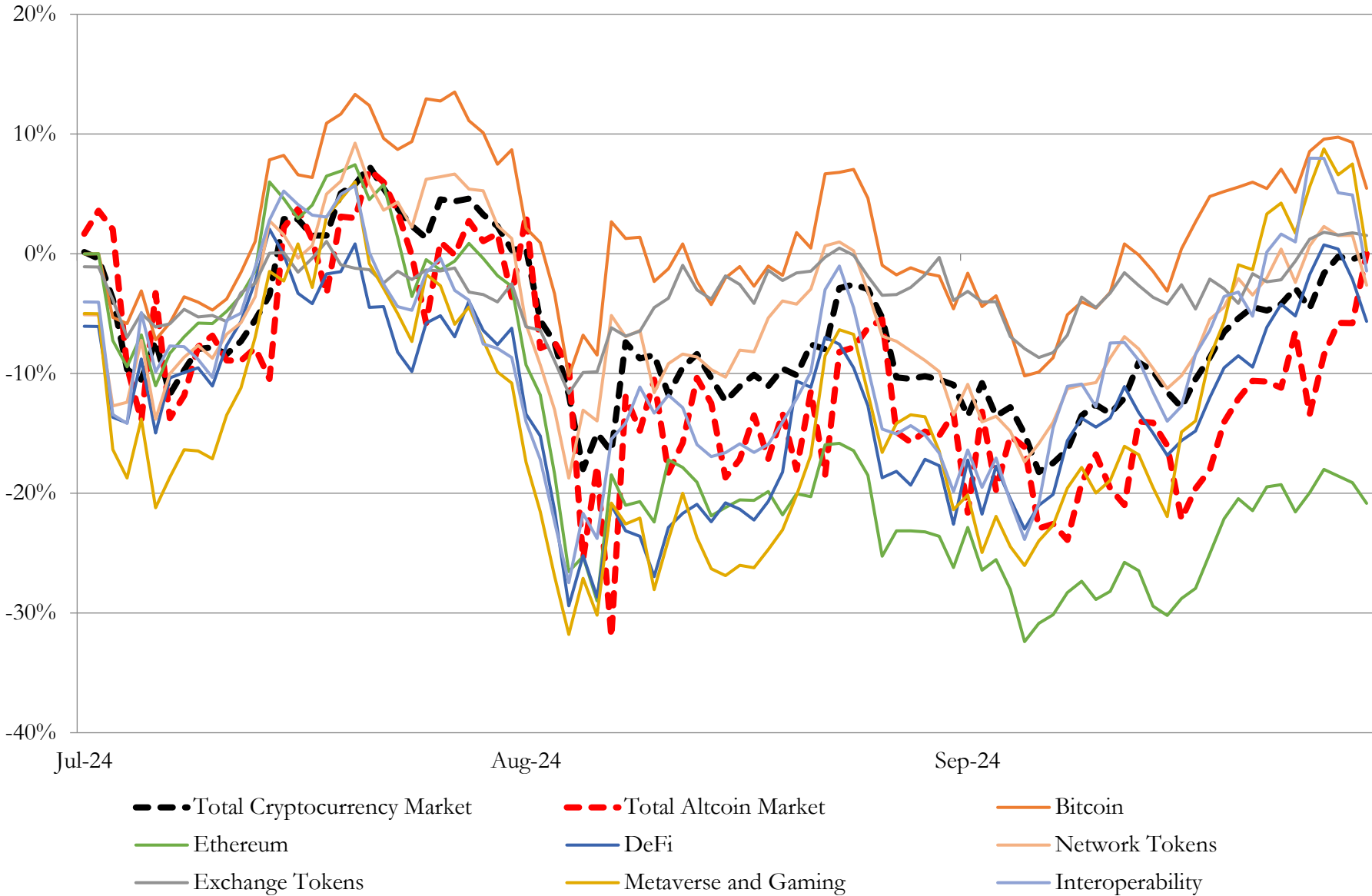
Last Twelve (12) Months as of September 30, 2024



Source: Messari.io & CoinMarketCap.

Change in Market Capitalization by Cryptoasset Sector

Last Three (3) Months as of September 30, 2024



Sources: Messari.io, CoinMarketCap

Houlihan Capital

About Us

Houlihan Capital is a leading, solutions-driven valuation, financial advisory and investment banking firm. We pride ourselves on being thought leaders in an ever-changing landscape.

Houlihan Capital is SOC-compliant, a FINRA and SIPC member and committed to the highest levels of professional ethics and standards.

Valuation & Financial Advisory

- **Portfolio Valuation (ASC 820)**
- **Complex & Illiquid Securities (Level 3)**
- **Cryptoasset /Blockchain Valuations**
 - Locked Token Valuations
- **Enterprise Valuations**
- **Fairness & Solvency Opinions**
 - SPAC Fairness
- **Estate & Gift Valuations**
- **Purchase Price Allocation (ASC 805)**
- **Goodwill Impairment Testing (ASC 350)**
- **Stock-based Compensation (ASC 718, IRC 409A)**

Investment Banking

- **Mergers & Acquisitions**
 - Sell-Side Advisory
 - Sale of Minority Ownership Positions
 - Leveraged Buyouts
 - Majority Recapitalizations
 - Corporate Divestitures
- **Corporate Financial Services**
 - Financial Modeling
 - Investor Presentation
 - Valuation Analysis
 - Strategic Advisory

For questions or inquiries regarding our services, please contact:

info@houlihancapital.com